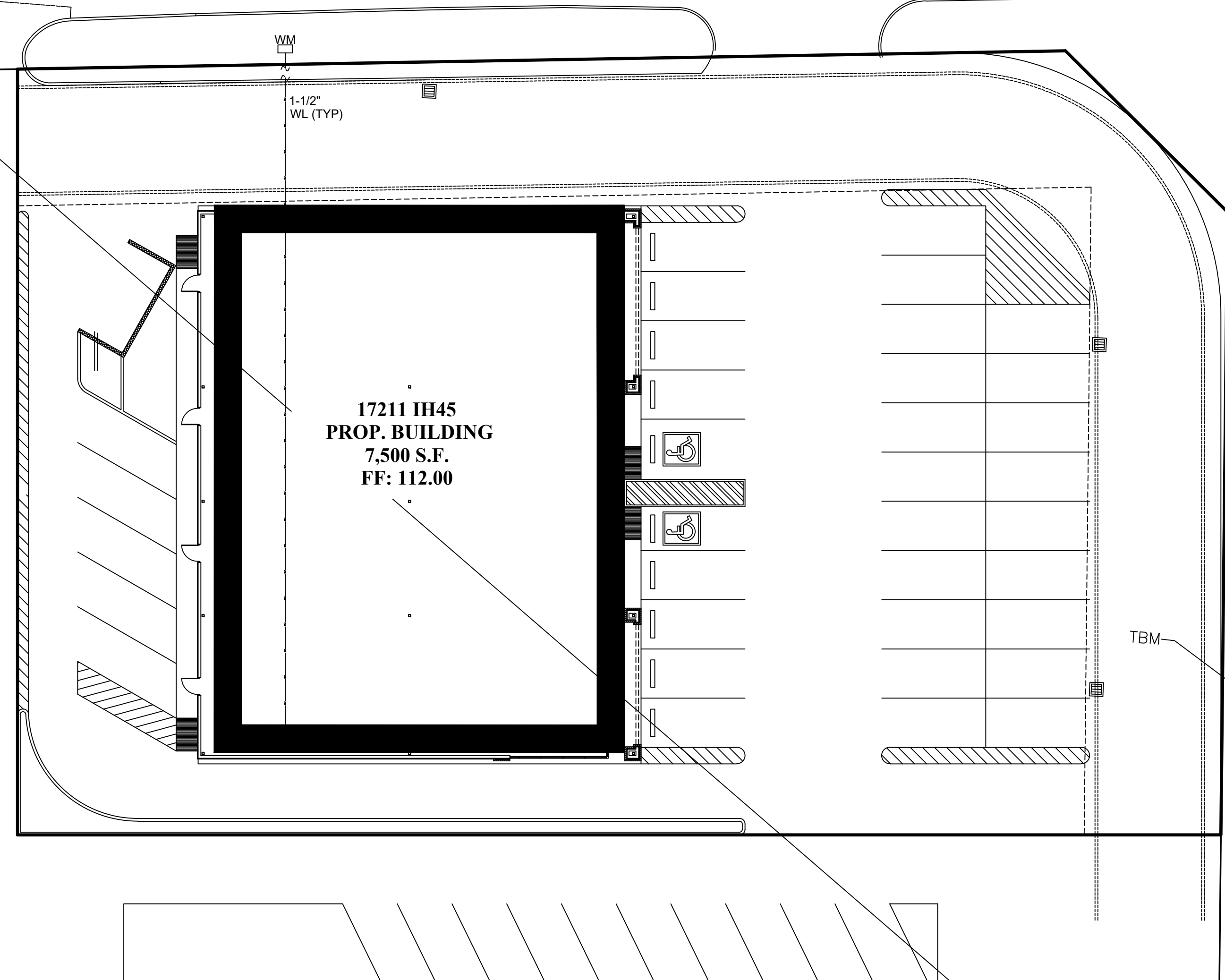
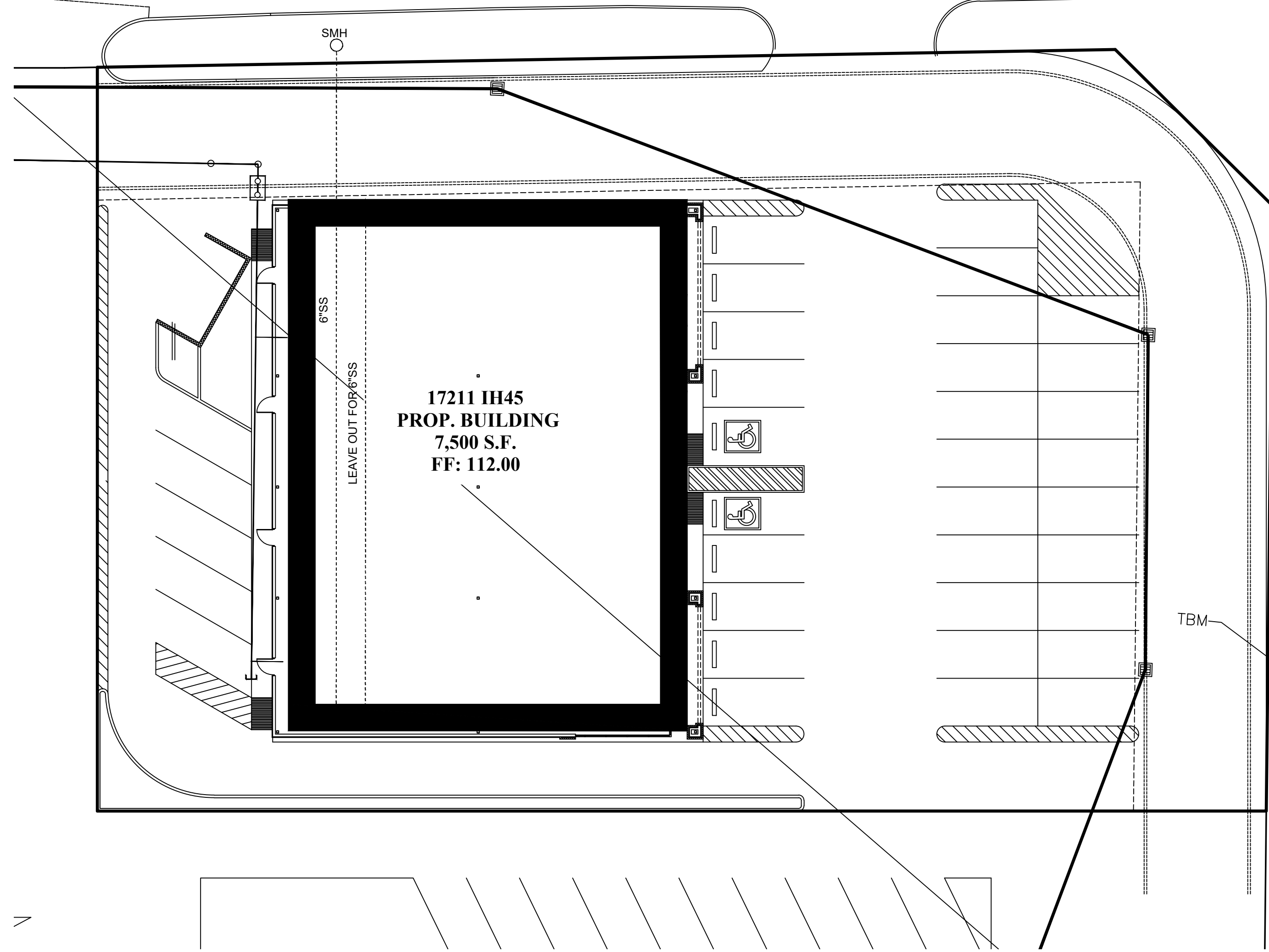


OVERLAND TRAILS DRIVE
(R.O.W. VARIES - C.C.F. NO. F668080 R.P.R.H.C.)



PLUMBING HOT AND COLD
SCALE: 1/16"=1'-0"

OVERLAND TRAILS DRIVE
(R.O.W. VARIES - C.C.F. NO. F668080 R.P.R.H.C.)



PLUMBING SANITARY SEWER
SCALE: 1/16"=1'-0"

SCOPE OF PLUMBING WORK

1. PROVIDE AND INSTALL WATER LINE INTO SPACE AND BLOCK OUT FOR FUTURE PLUMBING BUILDOUT.

GENERAL NOTES

1. RUN HOT AND COLD WATER LINES ABOVE CEILING, THEN DOWN TO NEW FIXTURES.
2. CONNECT TO NEW MAN HOLE ON PROPERTY WITH NEW 4" PVC SCHEDULE TO PIPE.
3. LOCATION OF WATER SHUTOFF VALVE TO BE COORDINATED WITH OWNER'S REPRESENTATIVE.

LEGEND

- COLD WATER
- HOT WATER
- SANITARY SEWER

JAMES E. THOMPSON & ASSOCIATES ENGINEERS

First National Bank of Alvin Building
1600 East Highway 6, Suite 331
Alvin, Texas 77511
T: (832)526-0160

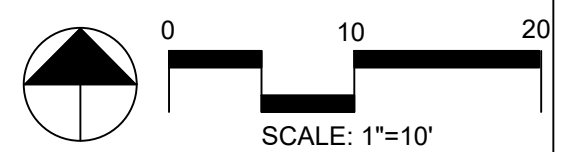
- Mechanical • Electrical •
- Plumbing Design •
- Firm Registration #F1288

Revision	Date	Issue
Client		
Architect		
Engineer		
General Contractor		
Sub-contractor		

PREPARED FOR:

NEW PROJECT
SHELL BUILDING 1
OVERLAND TRAILS DRIVE
17211 IH 45
HOUSTON, TX 77090

Project Name:	Name	Date
Drawn By:	SR	12/26/17
Check By PIC:	JET	12/26/17
Check by PM:	JET	12/26/17
Approved By:	JET	12/26/17



Date Created: 12/26/17
Project Number: -

Drawing Title: PLUMBING PLAN

Sheet Number: P1.0

